

BookWidgets

[PDF](#)

Breve sintesi

A very complex tool with many functions, that you can create a test, quiz, puzzle, mind map, timeline with.

Link

<https://www.bookwidgets.com>

Descrizione

There are samples for the different items, you can view them, you can easily make a copy of them and customize them. You can easily make copies from your own tools and you can also import quizzes from a CSV file.

It is enough to share the link of the assignment with the students, they do not need to register.

The teacher has detailed statistics about the quizzes, the scores can be re-evaluated.

Although free access expires after a month, it is worth investing in for a teacher or a school, because they can find a lot of useful elements here within one application and it provides a very complex way of assessment.

Vantaggi

- you don't need to create a separate account, you can also use a Google or Microsoft account
- easy to use from any device (tablet, phone, laptop, desktop)
- no student registration required
- there are sample tasks, you can learn how to use the application by copying and modifying them
- in the quizzes students can also make drawings, record sound, there are pairing tasks, it is easy to integrate pictures into the tasks

Svantaggi

- NOT FREE: there is an annual fee for it, it is only free for one month
- it is very complex, offers a lot of elements, so it is a bit difficult for beginners to use

Utilizzo per l'insegnamento/apprendimento

How to create your own interactive digital lessons with BookWidgets:

<https://www.youtube.com/watch?v=tPOHxR0prKQ&list=PL87md46kVANJ8ianFsU9peef--N8lfRqm&index=2>

BookWidgets for Middle and High School Teachers:

<https://www.youtube.com/watch?v=KBkHxzEHxQs&list=PL87md46kVANJ8ianFsU9peef--N8lfRqm&index=4>










How to create interactive lessons and automatically graded tests in minutes -

WEBINAR: <https://www.youtube.com/watch?v=E5EOI413ukE>

Esempi

- we can create evaluation worksheets with a wide variety of elements
- we can use a memory game and a pairing game to memorize the information
- the gallows game and the crossword can also be used to remember the concepts
- exit cards can be used to assess the level of understanding

Widgets samples:

Test & Review		
 <p>Exit Slip Ask your students 2 questions about today's class.</p> <p>Show ▾</p>	 <p>Flash Cards A classic self study tool, create cards containing text as well as pictures and audio.</p> <p>The possibilities are endless.</p> <p>Show ▾</p>	 <p>Quiz Create an intriguing quiz with multiple choice, image dragging, filling in the blanks, ... Student results get emailed to the teacher upon completion. Or get the results in Excel or your LMS.</p> <p>Show ▾</p>
 <p>Split Whiteboard This widget splits the screen into two halves: the left side is a drawable area, the right side is a scrollable piece of rich text.</p> <p>Show ▾</p>	 <p>Split Worksheet A widget with a split screen: on one side a worksheet with multiple question types, on the other a scrollable text.</p> <p>This is great for reading comprehension exercises/tests.</p> <p>Show ▾</p>	 <p>Timeline A timeline exercise for your students.</p> <p>Show ▾</p>
 <p>WebQuest A WebQuest is an inquiry-oriented lesson format.</p> <p>Show ▾</p>	 <p>Whiteboard Draw or write, on a background image or on an empty page.</p> <p>The drawing can be sent to the teacher.</p> <p>Show ▾</p>	 <p>Worksheet Create a worksheet with multiple question types.</p> <p>This widget is very similar to the Quiz widget, but with a different layout.</p> <p>Show ▾</p>

Games



Bingo Card

A fun classroom game to e.g. reinforce vocabulary, this widget gives every student a scrambled bingo card. The teacher reads out the words one by one, until someone yells "Bingo!".

Show



Crossword

A crossword puzzle, generated from a list of words and descriptions you provide. A fun way to test your students!

Show



Hangman

The classic game with a hangman (or snowman), where you provide the list of words.

Show



Jigsaw Puzzle

A classic Jigsaw puzzle

Show



Memory Game

The memory game is not just for toddlers: use it for practicing vocabulary, grammar, history, ... You can also use images or math expressions to create challenging matching exercises.

Show



Mind Map

Let your students create a mind map about a certain topic.

The resulting mind map can be shared with your teacher.

Show



PairMatching

Similar to the memory game widget, except here, all cards are visible all the time. Use this for more challenging puzzles, or for differentiated learning.

Show



Randomness

Pick random numbers, words or images.

Show



Spot The Difference

Spot the difference game with popup labels.

Show



Word Search

A classic word puzzle.

Just add a list of words, and BookWidgets creates you a search puzzle.

Show

Pictures & Videos



Before/After

With the Before/After widget, your students can compare two pictures with each other. Move the slider to reveal more of one or the other picture, or set it to blend the pictures.

Show



Frame Sequence

The Frame Sequence widget is great for showing a sequence of related pictures, for example, illustrating the germination process.

Students can easily move back and forth within the sequence.

Show



Hotspot Image

Present a single image with hotspots on it. Hotspots can contain text, images, video or a combination thereof. Even small webpages can be in a popup.

Show



Image Carousel

Create your own image slideshow on steroids.

Images can be made clickable on certain spots. Then you can either open another image, with a detail for instance, or map it to the location on Google Maps.

Show



Image Viewer

Great if you want your students to explore a large, high resolution image. It allows them to pan around and zoom into specific areas.

Show



Piano

Teach kids how to play the piano & read notes

Show



Random Images

Guide speaking exercises by presenting students with one or more random images to discuss.

Images can be embedded into the widget, or loaded dynamically from online services like Picasa.

Show



3D

A 3D file viewer, supporting various file formats

Show



TipTiles

Picture tiles with descriptions, audio and video.

Show



Vimeo Player

Embed a streamed HD Vimeo movies using a widget if it can't be embedded directly, e.g. inside of an ebook.

Show



YouTube Player

Embed a streamed HD YouTube movie using a widget if it can't be embedded directly, e.g. inside of an ebook.

Show

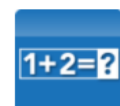
Math



Active Plot

An interactive math plot. Enter a formula, and students can play around with the parameters and immediately see the effect on the plot, thereby developing an intuition for how the formula "works"

Show



Arithmetic

Practice basic arithmetic operations

Show



Chart

Students can fill in numerical data into a table defined by the teacher, and a stacked bar chart will automatically update accordingly.

Show



Spreadsheet

As an author, you insert a spreadsheet with data and formula's. Some cells can be marked as 'editable', so students can put in their own numbers and see how that affects the computed cells.

Show

Additions up to 10

Tooth Analysis

Simple Arithmetic

Feladattípusok a kvízben:



Text
An informational piece of text



Text multiple choice question
Choose a single answer from the list of possible answers



Text multiple choice / multiple answers question
Choose multiple answers from the list of possible answers



Single Line Text question
Answer with a single word or sentence



Multi Line Text question
Answer with a longer piece of text



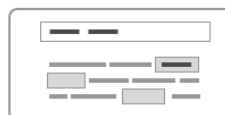
Rich Text question
Answer with a longer piece of formatted text (bullets, colors, ...)



Fill-in-the-blank(s) question
Fill in the blank spaces in the given sentence



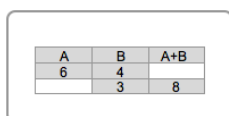
Mark sentence
Mark and identify the different parts of the given sentence



Drag words in sentence
Drag the given words into the correct place in the given sentence



Correct words in sentence
Correct and/or remove the incorrect words in the given sentence




Fill-in-the-table question
Fill in the cells of the given table



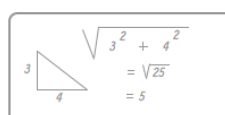
Question table
Fill in the rows of multiple choice questions



Question table with multiple answers
Choose the right answers for each of the questions.



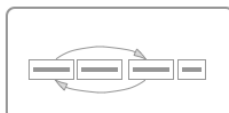
Annotate picture
Fill in the names of different parts of the given picture



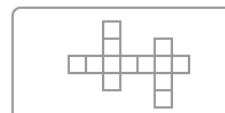
Whiteboard question
Draw the answer on the whiteboard



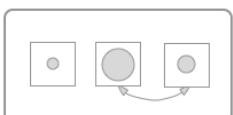
Photo question
Take a picture with your camera, or choose one from your device



Word Ordering question
Drag the given words or sentences in the right order



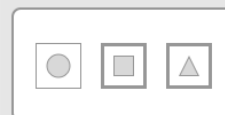
Crossword
A crossword puzzle, generated from a list of words and descriptions you provide. A fun way to test your students!



Picture Ordering question
Put the pictures in the right order



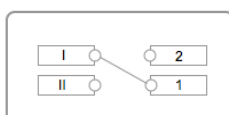
Picture Multiple Choice question
Choose a picture from the list of possible pictures



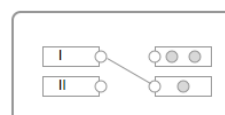
Picture Multi Select question
Choose multiple pictures from a list of possible pictures



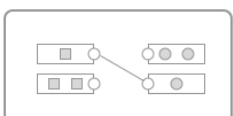
Audio recording question
Record an oral answer using your microphone



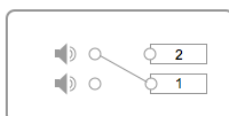
Word Match question
Draw lines to match words or sentences with other words or sentences



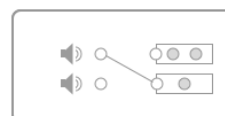
Word - Picture Match question
Draw lines to match words or sentences with pictures



Picture - Picture Match question
Draw lines to match pictures with other pictures



Audio - Word Match question
Draw lines to match audio fragments with words or sentences



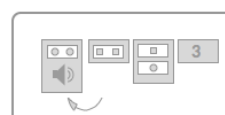
Audio - Picture Match question
Draw lines to match audio fragments with pictures



Text Drag & Drop
Drag the words/sentences into the corresponding drop zones



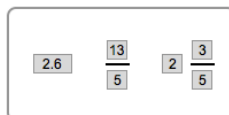
Picture Drag & Drop
Drag the given pictures into their corresponding drop zones



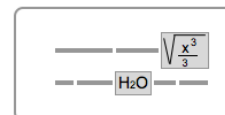
Group items
Group matching words, pictures and/or audio fragments



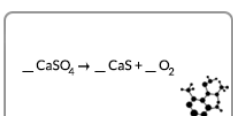
Rated multiple choice question
Choose an answer from the list of possible answers. Each possible answer has its own weight



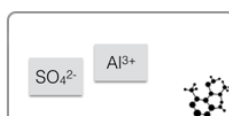
Numeric answer question
Answer with a number, fraction, exponent, vector, or matrix



Equations
Answer math or science questions using equations.



Balance chemical equation
Balance the given chemical equation, complete its reactants and product tables, ...



Ionic compound builder
Combine ions to form the molecule described by the given chemical formula

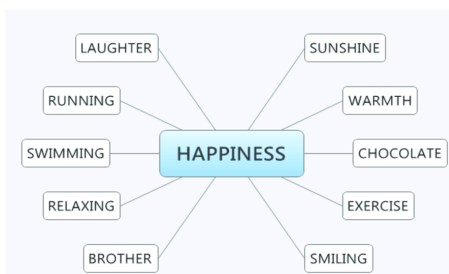
- [Accedi](#) o [registrarli](#) per poter commentare

Tipologia di strumento

Mind map

What is a mind map?

A mind map is a visual tool for structuring thoughts. It is a hierarchical diagram of everything that has been discussed. Key ideas/text/symbols/colours helps trigger mind flow and more detailed explanation to the presenter.



What is it good for?

As a study aid — the visual element is great at triggering memories.

Researching new products and developing new ideas — as you discuss topics, they are recorded, allowing you to track idea development more easily, and for visualization for multiple people.

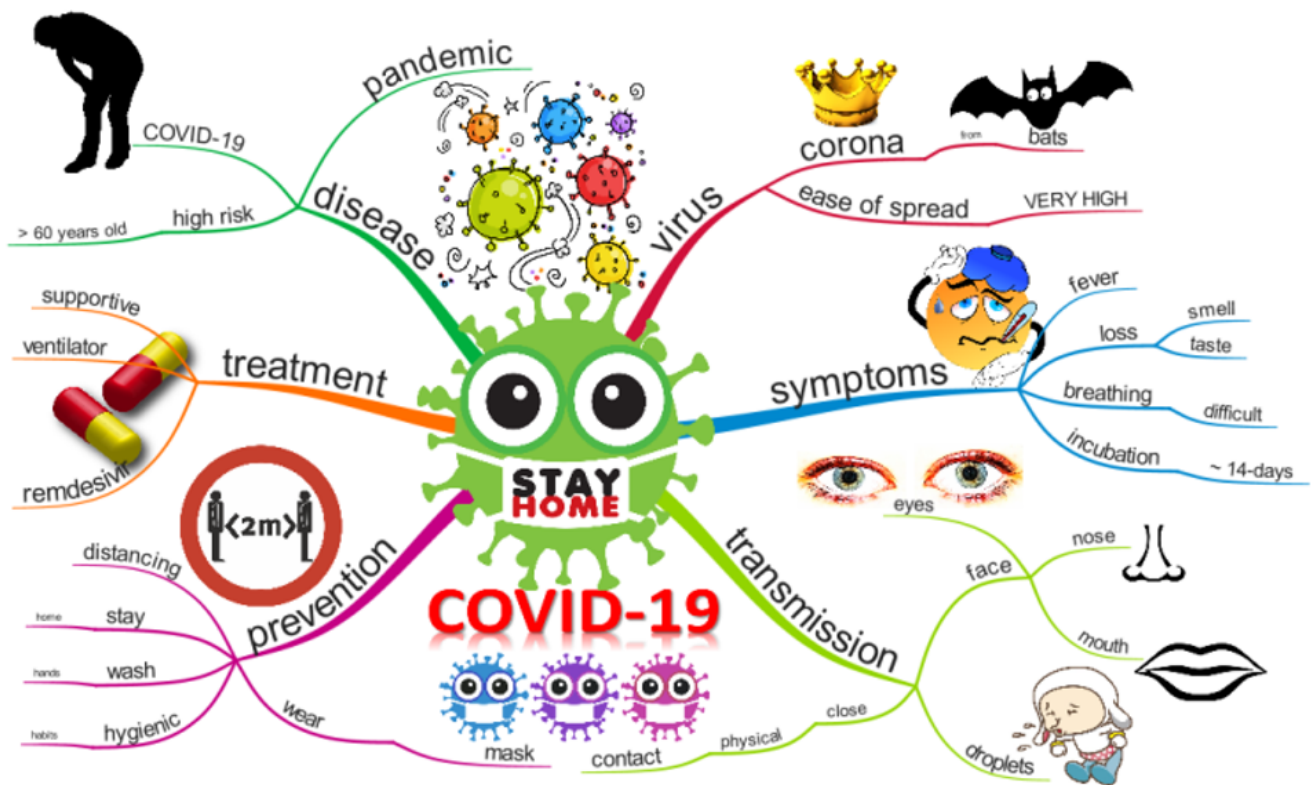
As a problem-solving tool — helpful in brainstorming problems and building on ideas to determine solutions.

As a presentation method — one is able to show how a process was developed, visualizing alternatives and topics discussed.

1. Start with a focus - This idea or thought needs to be the center of your mind map.
2. Plot sub-groups - From your main idea, you will determine key areas, which are sub-groups of your focus.
3. Develop further - Each of your sub-groups will likely to have their own set of sub-groups (use of a single keyword).
4. Expand - Add additional facts, pictures, symbols etc.

5. Add connections between (sub)groups to present interrelations.

An example



source: <https://www.biggerplate.com/mindmaps/KqfPO5IW/covid-19>

Did you know?

1970 - British psychologist Tony Buzan popularized the term mind map.

Quiz, test, voting

Quiz, test, voting

Online tests and quizzes can be re-used and shared - no problem if you want to use for practice.

There is usually a wide range of question types to choose from and the evaluation is much easier than with traditional tests.

Some of the tools below can also be used to collect quick feedback, at a given point of time, even anonymously, so that the teacher can always get an idea of how well the students have understood the material.

Prezzi

Free trial

Linguaggio dell'interfaccia

English

Lo strumento comprende un archivio in cui possiamo sfogliare i contenuti creati da altri insegnanti?

no

La versione gratuita prevede la collaborazione online?

no

Livello

For experts

Autore

Gizus