

# Inkscape

## PDF

### **Breve sintesi**

professional, free, open source vector graphics software

### **Link**

<https://inkscape.org/>

### **Descrizione**

A free, professional vector graphics program, suitable for use in schools, for small-scale graphic design projects or for creating web graphics.

Both in its functionality and tools, it is very similar to CorelDRAW or Adobe Illustrator.

### **Vantaggi**

- free
- flexible drawing object management: the outline, filling, size, or the form of any flat shape can be changed in seconds, no erasing needed, everything can be modified
- Bézier curves (paths)
- shading options: colour transitions, opacity, blurring
- text to path function
- layer management
- wide range of input and output formats
- PDF reading and saving
- PNG export

### **Svantaggi**

the interface is quite complex, so novice users may find it difficult to use

### **Utilizzo per l'insegnamento/apprendimento**


In pixel graphics, patterns and shapes are made up of many small dots on a square grid (using a very large sheet and many dots, you can draw photo-like images with this method, but the image will be distorted and pixelated when enlarged).

Vector graphics uses a mathematical trick to build the image much more simply, using lines and dots. These can be enlarged, rearranged, shaped and coloured the way you prefer, they are not pixelated or distorted.



### **Pixel graphics**

when enlarged,  
individual pixels  
appear as  
squares



### **Vector graphics**

image create  
from points,  
lines, curves  
and polygons

Inkscape stores drawings in SVG, or Scalable Vector Graphics, but reads a wide variety of formats. SVG (Scalable Vector Graphics) is a standardized file format supported by the International Web Consortium that can store text and bitmaps in addition to mathematically described vector graphics.

This program enables the creation of:

- logos, pictograms, icons
- graphics and illustrations
- business cards, letter paper, brochures, flyers, posters
- figuratervet rajzfilmhez, meseillusztrációhoz
- comics, storyboards
- calendars, timetables
- T-shirts, badges



### **Video tutorial**

[Inkscape tutorials](#)

[Pac-Man baddies with Inkscape](#)

### **Esempi**

This images shown here are uploaded in PNG format due to platform limitations



- [Accedi](#) o [registrati](#) per poter commentare

**Tipologia di strumento**

## Infographics

## Infographics

"A picture is worth a thousand words."

In our increasingly visual world we often prefer to look at a well-designed, informative poster with some text than read a long leaflet on the same subject. This is particularly true for our students, so it makes sense to present them the information in a form they can easily digest. An excellent tool for this is an infographic, which presents the information using images.

You can also use it to check understanding: ask students to present in an infographic what they have learned. It is also useful for organizing learning content from different parts of the curriculum. Units of measurement or historical events are a good example for this.

**Prezzi**

Free

**Linguaggio dell'interfaccia**

English

Hungarian

**Lo strumento comprende un archivio in cui possiamo sfogliare i contenuti creati da altri insegnanti?**

no

**La versione gratuita prevede la collaborazione online?**

no

**Livello**

For experts

**Autore**

Hibácskó Gizella