

# BookWidgets

[PDF](#)

## **Kurze Zusammenfassung**

A very complex tool with many functions, that you can create a test, quiz, puzzle, mind map, timeline with.

## **Link**

<https://www.bookwidgets.com>

## **Beschreibung**

There are samples for the different items, you can view them, you can easily make a copy of them and customize them. You can easily make copies from your own tools and you can also import quizzes from a CSV file.

It is enough to share the link of the assignment with the students, they do not need to register.

The teacher has detailed statistics about the quizzes, the scores can be re-evaluated.

*Although free access expires after a month, it is worth investing in for a teacher or a school, because they can find a lot of useful elements here within one application and it provides a very complex way of assessment.*

## **Vorteile**

- you don't need to create a separate account, you can also use a Google or Microsoft account
- easy to use from any device (tablet, phone, laptop, desktop)
- no student registration required
- there are sample tasks, you can learn how to use the application by copying and modifying them
- in the quizzes students can also make drawings, record sound, there are pairing tasks, it is easy to integrate pictures into the tasks

## **Nachteile**

- NOT FREE: there is an annual fee for it, it is only free for one month
- it is very complex, offers a lot of elements, so it is a bit difficult for beginners to use

## Verwendung beim Lehren/ Lernen

How to create your own interactive digital lessons with BookWidgets:

<https://www.youtube.com/watch?v=tPOHxR0prKQ&list=PL87md46kVANJ8ianFsU9peef--N8lfRqm&index=2>

BookWidgets for Middle and High School Teachers:

<https://www.youtube.com/watch?v=KBkHxzEHxQs&list=PL87md46kVANJ8ianFsU9peef--N8lfRqm&index=4>

How to create interactive lessons and automatically graded tests in minutes -










WEBINAR: <https://www.youtube.com/watch?v=E5EOI413ukE>

## Beispiele

- we can create evaluation worksheets with a wide variety of elements
- we can use a memory game and a pairing game to memorize the information
- the gallows game and the crossword can also be used to remember the concepts
- exit cards can be used to assess the level of understanding

## Widgets samples:

Test & Review

 <p><b>Exit Slip</b> Ask your students 2 questions about today's class.</p> <p>Show ▾</p>	 <p><b>Flash Cards</b> A classic self study tool, create cards containing text as well as pictures and audio.</p> <p>The possibilities are endless.</p> <p>Show ▾</p>	 <p><b>Quiz</b> Create an intriguing quiz with multiple choice, image dragging, filling in the blanks, ... Student results get emailed to the teacher upon completion. Or get the results in Excel or your LMS.</p> <p>Show ▾</p>
 <p><b>Split Whiteboard</b> This widget splits the screen into two halves: the left side is a drawable area, the right side is a scrollable piece of rich text.</p> <p>Show ▾</p>	 <p><b>Split Worksheet</b> A widget with a split screen: on one side a worksheet with multiple question types, on the other a scrollable text.</p> <p>This is great for reading comprehension exercises/tests.</p> <p>Show ▾</p>	 <p><b>Timeline</b> A timeline exercise for your students.</p> <p>Show ▾</p>
 <p><b>WebQuest</b> A WebQuest is an inquiry-oriented lesson format.</p> <p>Show ▾</p>	 <p><b>Whiteboard</b> Draw or write, on a background image or on an empty page.</p> <p>The drawing can be sent to the teacher.</p> <p>Show ▾</p>	 <p><b>Worksheet</b> Create a worksheet with multiple question types.</p> <p>This widget is very similar to the Quiz widget, but with a different layout.</p> <p>Show ▾</p>

## Games



### Bingo Card

A fun classroom game to e.g. reinforce vocabulary, this widget gives every student a scrambled bingo card. The teacher reads out the words one by one, until someone yells "Bingo!".

Show



### Crossword

A crossword puzzle, generated from a list of words and descriptions you provide. A fun way to test your students!

Show



### Hangman

The classic game with a hangman (or snowman), where you provide the list of words.

Show



### Jigsaw Puzzle

A classic Jigsaw puzzle

Show



### Memory Game

The memory game is not just for toddlers: use it for practicing vocabulary, grammar, history, ... You can also use images or math expressions to create challenging matching exercises.

Show



### Mind Map

Let your students create a mind map about a certain topic.

The resulting mind map can be shared with your teacher.

Show



### PairMatching

Similar to the memory game widget, except here, all cards are visible all the time. Use this for more challenging puzzles, or for differentiated learning.

Show



### Randomness

Pick random numbers, words or images.

Show



### Spot The Difference

Spot the difference game with popup labels.

Show



### Word Search

A classic word puzzle.

Just add a list of words, and BookWidgets creates you a search puzzle.

Show

## Pictures & Videos



### Before/After

With the Before/After widget, your students can compare two pictures with each other. Move the slider to reveal more of one or the other picture, or set it to blend the pictures.

Show



### Frame Sequence

The Frame Sequence widget is great for showing a sequence of related pictures, for example, illustrating the germination process.

Students can easily move back and forth within the sequence.

Show



### Hotspot Image

Present a single image with hotspots on it. Hotspots can contain text, images, video or a combination thereof. Even small webpages can be in a popup.

Show



### Image Carousel

Create your own image slideshow on steroids.

Images can be made clickable on certain spots. Then you can either open another image, with a detail for instance, or map it to the location on Google Maps.

Show



### Image Viewer

Great if you want your students to explore a large, high resolution image. It allows them to pan around and zoom into specific areas.

Show



### Piano

Teach kids how to play the piano & read notes

Show



### Random Images

Guide speaking exercises by presenting students with one or more random images to discuss.

Images can be embedded into the widget, or loaded dynamically from online services like Picasa.

Show



### 3D

A 3D file viewer, supporting various file formats

Show



### TipTiles

Picture tiles with descriptions, audio and video.

Show



### Vimeo Player

Embed a streamed HD Vimeo movies using a widget if it can't be embedded directly, e.g. inside of an ebook.

Show



### YouTube Player

Embed a streamed HD YouTube movie using a widget if it can't be embedded directly, e.g. inside of an ebook.

Show

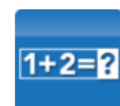
## Math



### Active Plot

An interactive math plot. Enter a formula, and students can play around with the parameters and immediately see the effect on the plot, thereby developing an intuition for how the formula "works"

Show



### Arithmetic

Practice basic arithmetic operations

Show



### Chart

Students can fill in numerical data into a table defined by the teacher, and a stacked bar chart will automatically update accordingly.

Show



### Spreadsheet

As an author, you insert a spreadsheet with data and formula's. Some cells can be marked as 'editable', so students can put in their own numbers and see how that affects the computed cells.

Show

Additions up to 10

Tooth Analysis

Simple Arithmetic

# Feladattípusok a kvízben:



**Text**  
An informational piece of text



**Text multiple choice question**  
Choose a single answer from the list of possible answers



**Text multiple choice / multiple answers question**  
Choose multiple answers from the list of possible answers



**Single Line Text question**  
Answer with a single word or sentence



**Multi Line Text question**  
Answer with a longer piece of text



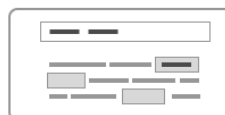
**Rich Text question**  
Answer with a longer piece of formatted text (bullets, colors, ...)



**Fill-in-the-blank(s) question**  
Fill in the blank spaces in the given sentence



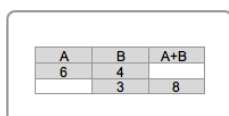
**Mark sentence**  
Mark and identify the different parts of the given sentence



**Drag words in sentence**  
Drag the given words into the correct place in the given sentence



**Correct words in sentence**  
Correct and/or remove the incorrect words in the given sentence




**Fill-in-the-table question**  
Fill in the cells of the given table



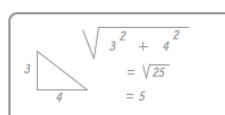
**Question table**  
Fill in the rows of multiple choice questions



**Question table with multiple answers**  
Choose the right answers for each of the questions.



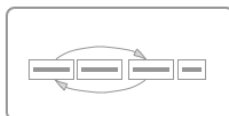
**Annotate picture**  
Fill in the names of different parts of the given picture



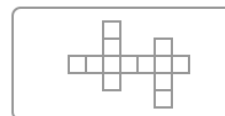
**Whiteboard question**  
Draw the answer on the whiteboard



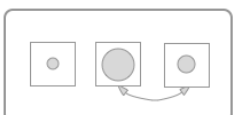
**Photo question**  
Take a picture with your camera, or choose one from your device



**Word Ordering question**  
Drag the given words or sentences in the right order



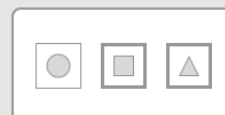
**Crossword**  
A crossword puzzle, generated from a list of words and descriptions you provide. A fun way to test your students!



**Picture Ordering question**  
Put the pictures in the right order



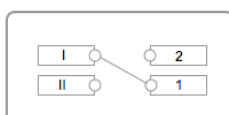
**Picture Multiple Choice question**  
Choose a picture from the list of possible pictures



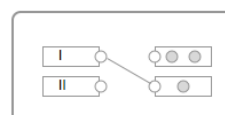
**Picture Multi Select question**  
Choose multiple pictures from a list of possible pictures



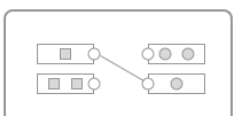
**Audio recording question**  
Record an oral answer using your microphone



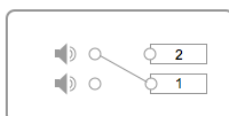
**Word Match question**  
Draw lines to match words or sentences with other words or sentences



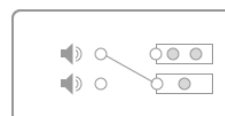
**Word - Picture Match question**  
Draw lines to match words or sentences with pictures



**Picture - Picture Match question**  
Draw lines to match pictures with other pictures



**Audio - Word Match question**  
Draw lines to match audio fragments with words or sentences



**Audio - Picture Match question**  
Draw lines to match audio fragments with pictures



**Text Drag & Drop**  
Drag the words/sentences into the corresponding drop zones



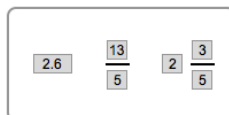
**Picture Drag & Drop**  
Drag the given pictures into their corresponding drop zones



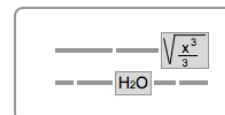
**Group items**  
Group matching words, pictures and/or audio fragments



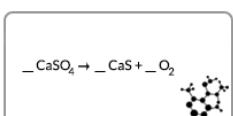
**Rated multiple choice question**  
Choose an answer from the list of possible answers. Each possible answer has its own weight



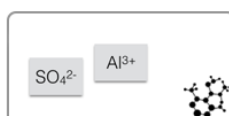
**Numeric answer question**  
Answer with a number, fraction, exponent, vector, or matrix



**Equations**  
Answer math or science questions using equations.



**Balance chemical equation**  
Balance the given chemical equation, complete its reactants and product tables, ...



**Ionic compound builder**  
Combine ions to form the molecule described by the given chemical formula

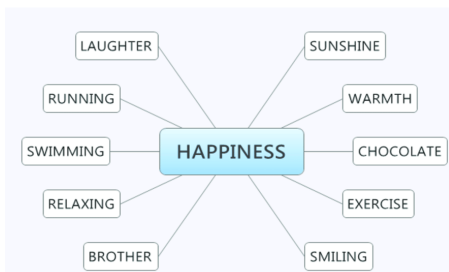
- [Anmelden](#) oder [Registrieren](#), um Kommentare verfassen zu können

## Art des Tools

# Mind map

## What is a mind map?

A mind map is a visual tool for structuring thoughts. It is a hierarchical diagram of everything that has been discussed. Key ideas/text/symbols/colours helps trigger mind flow and more detailed explanation to the presenter.



## What is it good for?

As a study aid — the visual element is great at triggering memories.

Researching new products and developing new ideas — as you discuss topics, they are recorded, allowing you to track idea development more easily, and for visualization for multiple people.

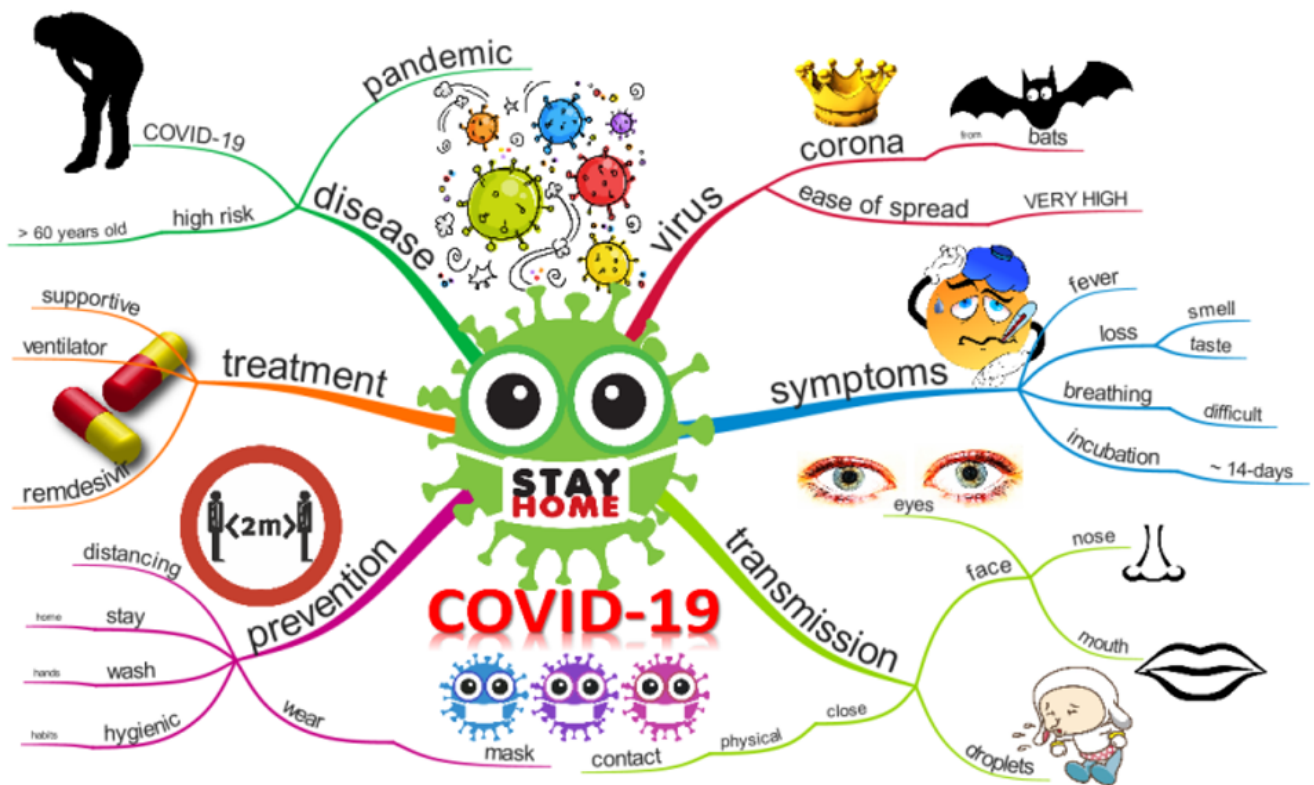
As a problem-solving tool — helpful in brainstorming problems and building on ideas to determine solutions.

As a presentation method — one is able to show how a process was developed, visualizing alternatives and topics discussed.

1. Start with a focus - This idea or thought needs to be the center of your mind map.
2. Plot sub-groups - From your main idea, you will determine key areas, which are sub-groups of your focus.
3. Develop further - Each of your sub-groups will likely to have their own set of sub-groups (use of a single keyword).
4. Expand - Add additional facts, pictures, symbols etc.

5. Add connections between (sub)groups to present interrelations.

## An example



source: <https://www.biggerplate.com/mindmaps/KqfPO5IW/covid-19>

## Did you know?

1970 - British psychologist Tony Buzan popularized the term mind map.

## Quiz, test, voting

## Quiz, test, voting

Online tests and quizzes can be re-used and shared - no problem if you want to use for practice.

There is usually a wide range of question types to choose from and the evaluation is much easier than with traditional tests.

Some of the tools below can also be used to collect quick feedback, at a given point of time, even anonymously, so that the teacher can always get an idea of how well the students have understood the material.

### **Preisgestaltung**

Free trial

### **Interface-Sprache**

English

**Enthält es ein eingebautes Repositorium, in dem wir Inhalte durchsuchen können, die von anderen Lehrern erstellt wurden?**

Nein

**Unterstützt die kostenlose Version Online-Kooperationen?**

Nein

### **Level**

For experts

### **Verfasser**

Gizus